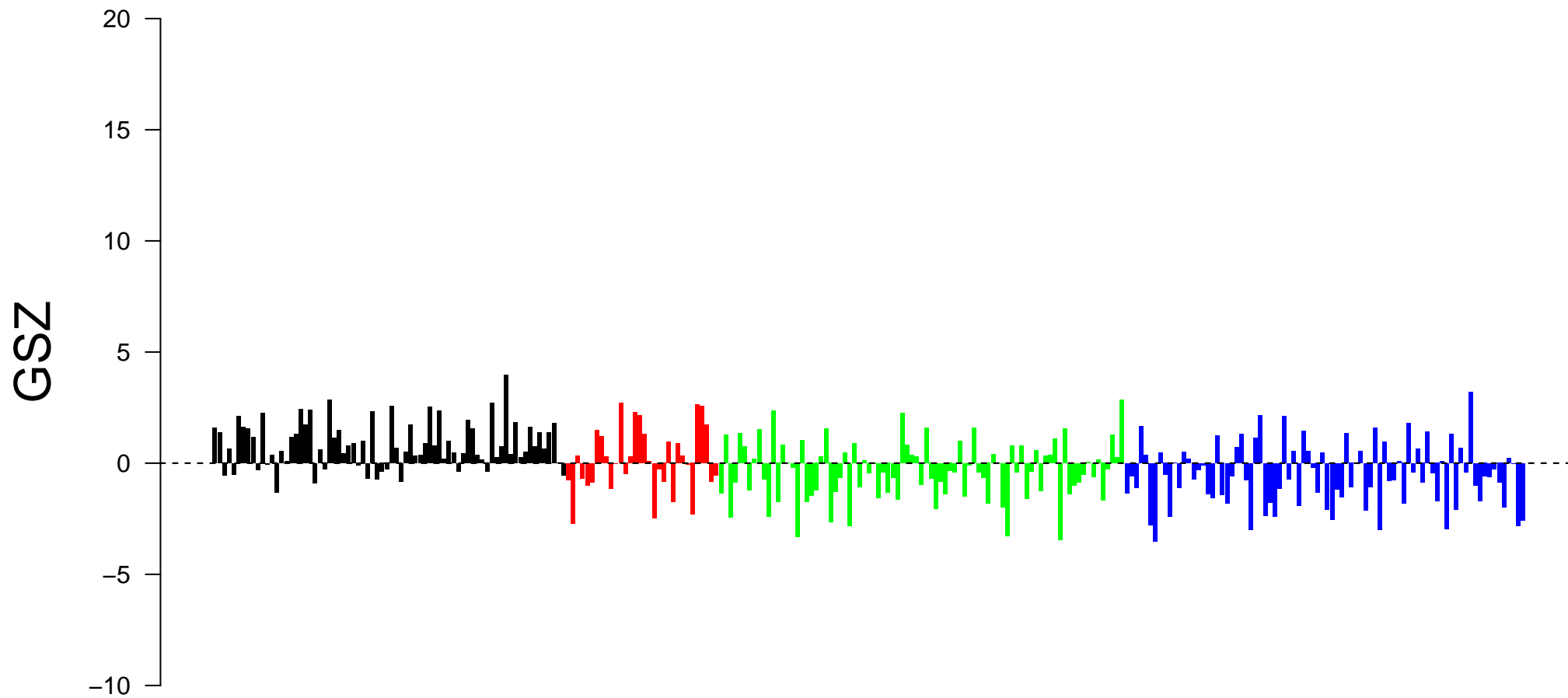
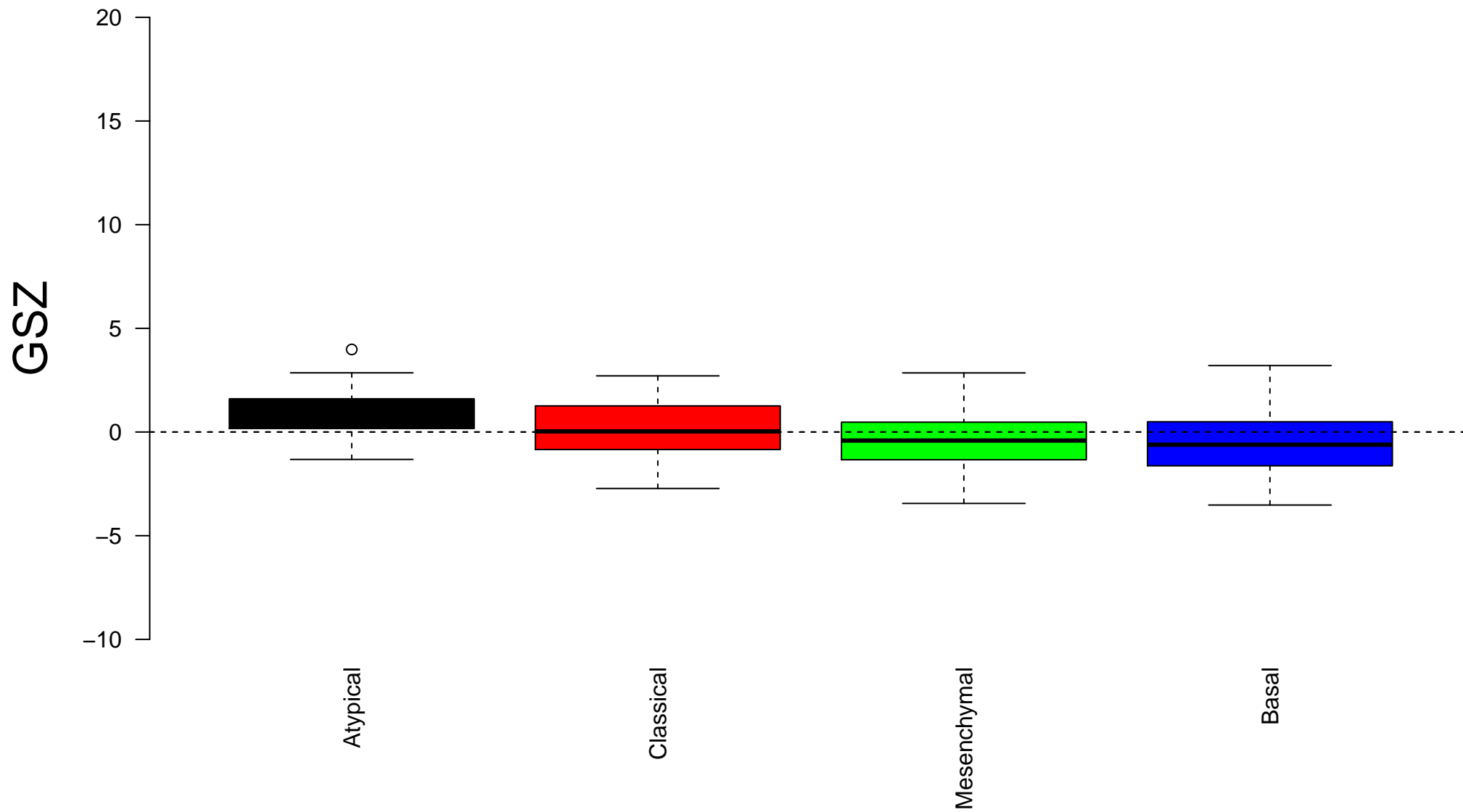


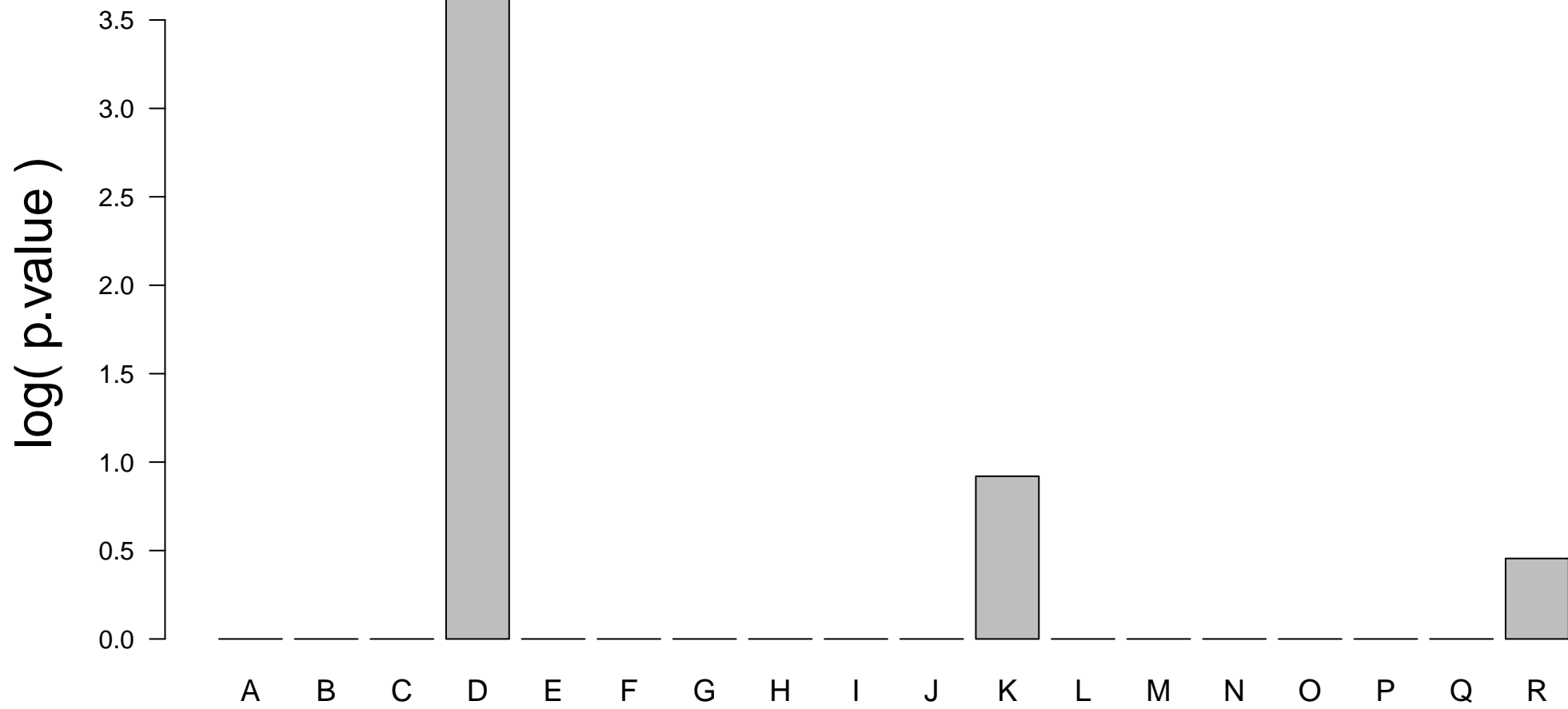
CHNG_MULTIPLE_MYELOMA_HYPERPLOID_UP




CHNG_MULTIPLE_MYELOMA_HYPERPLOID_UP




Enrichment in spots: CHNG_MULTIPLE_MYELOMA_HYPERPLOID_UP




Expression of CHNG_MULTIPLE_MYELOMA_HYPERPLOID_UP in Spot A



Expression of CHNG_MULTIPLE_MYELOMA_HYPERPLOID_UP in Spot B



Expression of CHNG_MULTIPLE_MYELOMA_HYPERPLOID_UP in Spot C



Expression of CHNG_MULTIPLE_MYELOMA_HYPERPLOID_UP in Spot D

Δe

1.0


0.5

0.0


-0.5




Expression of CHNG_MULTIPLE_MYELOMA_HYPERPLOID_UP in Spot E




Expression of CHNG_MULTIPLE_MYELOMA_HYPERPLOID_UP in Spot F




Expression of CHNG_MULTIPLE_MYELOMA_HYPERPLOID_UP in Spot G




Expression of CHNG_MULTIPLE_MYELOMA_HYPERPLOID_UP in Spot H



Expression of CHNG_MULTIPLE_MYELOMA_HYPERPLOID_UP in Spot I



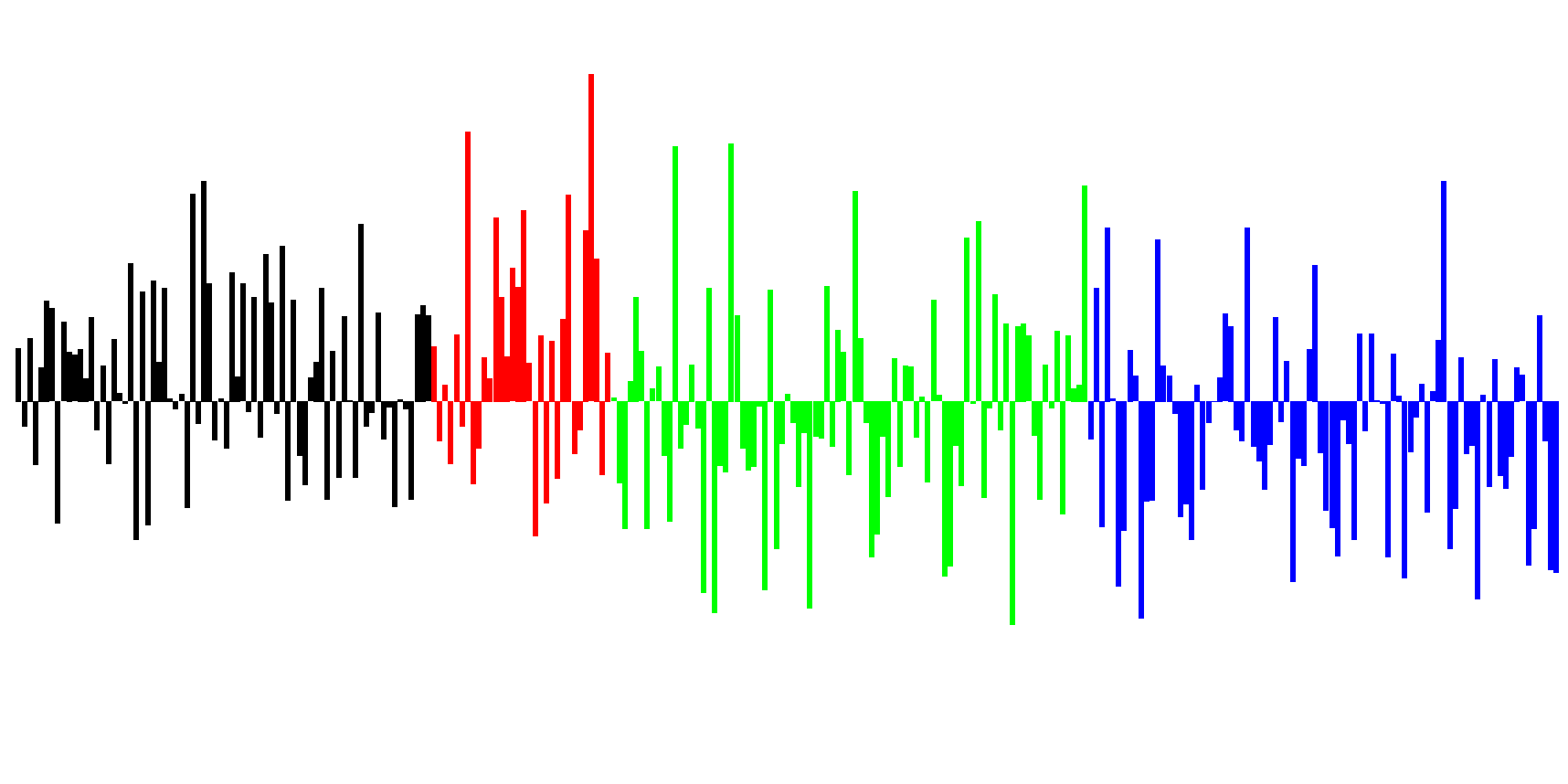
Expression of CHNG_MULTIPLE_MYELOMA_HYPERPLOID_UP in Spot J




Expression of CHNG_MULTIPLE_MYELOMA_HYPERPLOID_UP in Spot K

Δe


1.0
0.5
0.0
-0.5




Expression of CHNG_MULTIPLE_MYELOMA_HYPERPLOID_UP in Spot L



Expression of CHNG_MULTIPLE_MYELOMA_HYPERPLOID_UP in Spot M



Expression of CHNG_MULTIPLE_MYELOMA_HYPERPLOID_UP in Spot N



Expression of CHNG_MULTIPLE_MYELOMA_HYPERPLOID_UP in Spot O

Δe

1.0

0.5

0.0

-0.5



Expression of CHNG_MULTIPLE_MYELOMA_HYPERPLOID_UP in Spot P

Δe

1.0


0.5

0.0

-0.5



Expression of CHNG_MULTIPLE_MYELOMA_HYPERPLOID_UP in Spot Q



Expression of CHNG_MULTIPLE_MYELOMA_HYPERPLOID_UP in Spot R

Δe

1.0
0.5
0.0
-0.5

